



5 Hall Barn Road
Ely, CB7 5RB
£335,000

MA
Morris Armitage
01638 560221
www.morrisarmitage.co.uk

5 Hall Barn Road, Ely, CB7 5RB

A well positioned detached bungalow in the popular village of Isleham.

Isleham is a thriving community that offers several shops, pubs and restaurants, a primary school, sports and community centre. The local marina provides a haven for wildlife and countryside walks.

Accommodation is spacious and includes a living room, kitchen, two bedrooms and a bathroom.

Outside, there is a large rear garden that is well stocked with flowers, shrubs and trees. To the front the gated driveway provides parking for multiple vehicles and leads to a detached garage.

Entrance Hall

With doors leading to living room, bedroom 1 and 2, bathroom, storage cupboard and kitchen.

Kitchen 16'3" x 12'9" (4.97m x 3.90m)

Generous kitchen fitted with a range of eye and base level cupboards with work top over. Attractive ceiling fitted with beams. Inset oven with built-in extractor hood over and electric hob. Tiled splash backs. Inset sink and drainer with mixer tap over. Space and plumbing for washing machine. LVT flooring. Window to the rear aspect. Storage cupboard. Door to rear porch.

Living Room 16'3" x 11'9" (4.97m x 3.59m)

Spacious living room with focal electric fire with mantle over. Windows to both the side and front aspect. Door leading to hallway.

Bedroom 1 11'10" x 11'9" (3.61m x 3.59m)

With windows to the front aspect. Built-in double wardrobe. LVT flooring. Door leading to hallway.

Bedroom 2 12'9" x 11'10" (3.90m x 3.61m)

With window to the rear aspect. LVT flooring. Door leading to hallway.

Bathroom 6'7" x 5'6" (2.03m x 1.68m)

Suite comprising WC, built-in hand basin with storage under, paneled bath, tiled to wet areas. Obscured window to the rear aspect. Door leading to hallway.

Outside - Front

Extensive graveled driveway allowing for multiple cars, enclosed with double gates and pedestrian gate. Pathway leading to front door. Detached garage to the rear. Gate access to rear garden.

Outside - Rear

Large and enclosed rear garden with some mature trees and a variety of shrubs. Shingled areas. Access gate to driveway.

PROPERTY INFORMATION

EPC- tbc
Tenure - Freehold
Council Tax Band - C (East Cambs)
Property Type - Detached Bungalow
Property Construction – Standard
Number & Types of Room – Please refer to the floorplan
Square Meters - 71.3 SQM
Parking – Gated driveway and detached garage
Electric Supply - Mains
Water Supply – Mains
Sewerage - Mains

Heating sources - Electric Storage Heaters

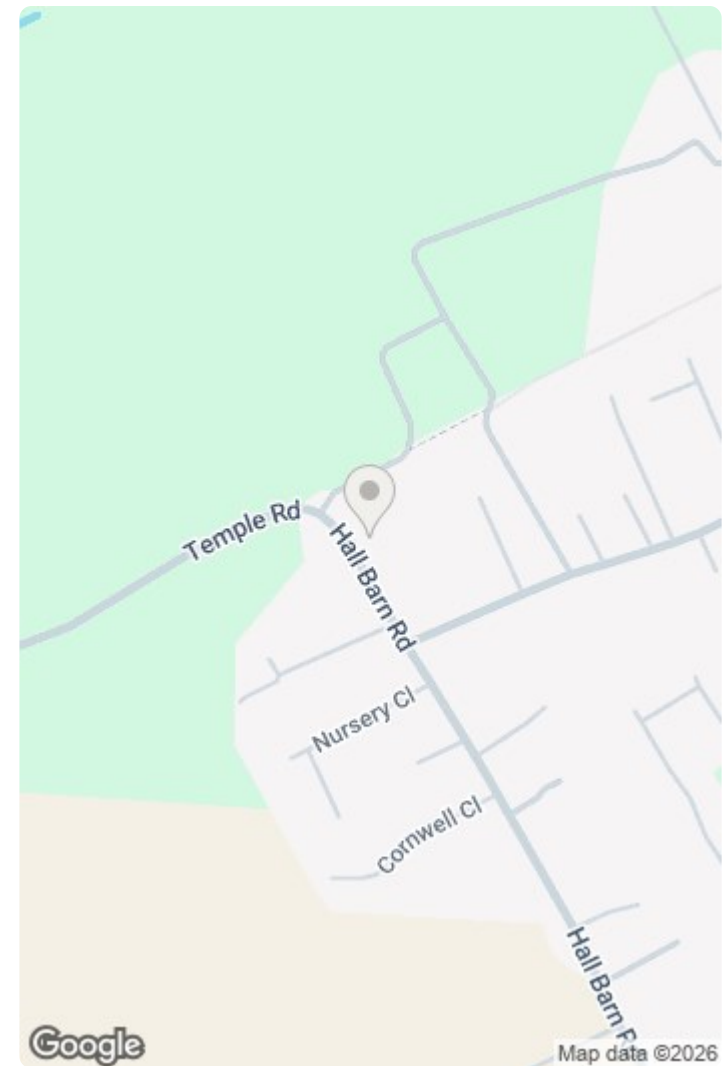
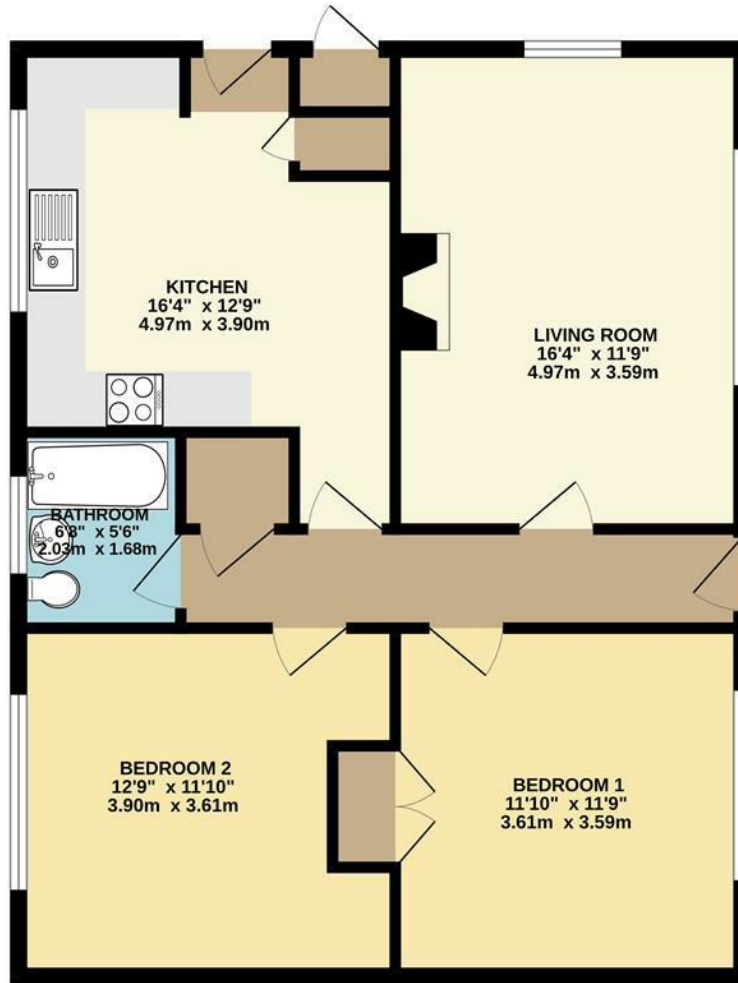
Broadband Connected - tbc
Broadband Type – Superfast available, 1000Mbps download, 1000 Mbps upload
Mobile Signal/Coverage – Ofcom advise likely on all networks
Rights of Way, Easements, Covenants – None that the vendor is aware of

Location

The picturesque village of Isleham boasts amenities to include village store, two public houses, highly regarded restaurant and community / sports centre with superb schooling. Isleham is an attractive and historic village being located 6 miles north of Newmarket, 20 miles north-east of the University City of Cambridge, 10 miles south of Ely and 5 miles west of Mildenhall and is well placed for access to the A14 dual carriageway which inter-connects with many of the region's principal routes.

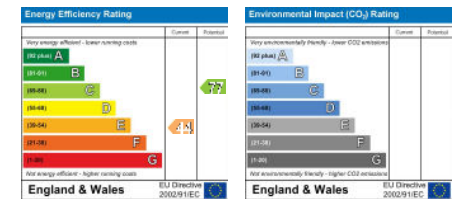


GROUND FLOOR
767 sq.ft. (71.3 sq.m.) approx.



TOTAL FLOOR AREA : 767 sq.ft. (71.3 sq.m.) approx.

Whilst every attempt has been made to ensure the accuracy of the floorplan contained here, measurements of doors, windows, rooms and any other items are approximate and no responsibility is taken for any error, omission or mis-statement. This plan is for illustrative purposes only and should be used as such by any prospective purchaser. The services, systems and appliances shown have not been tested and no guarantee as to their operability or efficiency can be given.
Made with Metropix ©2026



This document and any marketing relating to the property has been prepared in good faith to give a fair overall view of the property and must not be relied upon as statements or representations of fact. It is suggested that undertake enquiries by inspections, survey or other investigation to ascertain the viability of any purchase. Any areas, measurements or distances referred to are given as a guide only and are not precise and no liability can be accepted for errors arising them therefrom. Photographs are not necessarily comprehensive nor current; no assumption should be made that any contents shown are included in the sale. Morris Armitage have not tested any services or equipment and nothing in these particulars should be deemed to be a statement that they are in good working order nor that the property is in good structural condition.





