



Exning Road, Newmarket CB8 0AH

Offers In Excess Of £250,000

Exning Road, Newmarket, CB8 0AH

A charming Victorian bay fronted cottage set on the outskirts of the town centre and enjoying off road parking to the front.

Rather deceptive and offering sizeable rooms throughout, this property offers entrance hall, living room, dining room, kitchen, bathroom and three good size bedrooms. Benefiting from gas fired heating and double glazing.

Externally the property offers a fully enclosed rear garden.

No chain – viewing recommended.

Entrance Hall

With stairs rising to first floor and opening through to:

Dining Room 11'9" m 10'5" (3.6 m 3.2m)

With feature fire place, tiled heath with mantel over. Gas fire. Understairs storage. Window to rear aspect. Opening to:

Living Room 10'9" x 10'0" (3.3m x 3.07)

Brick fire place and surround. Large bay fronted window to front aspect.

Kitchen 10'0" x 7.6 (3.05m x 2.13m.1.83m)

Fitted with a range or eye and base level storage cupboards with work top surfaces over. Stainless steel sink and drainer with mixer taps. Integrated oven with 4 ring gas hob over. Space for fridge freezer. Space and plumbing for washing machine. Tilled splashbacks.

Bathroom

Fitted with a three piece bathroom suite comprising bath, low level WC and pedestal wash hand basin.

Bedroom 1 13'9" x 10'9" (4.2m x 3.3m)

With two windows to front aspect.

Bedroom 2 9'1" x 11'1" (2.79m x 3.4)

With window to rear aspect.

Bedroom 3 12'1" x 8'2" (3.7m x 2.5m)

With window to rear aspect.

Outside - Front

Gravelled driveway. Path leading to front door.

Outside - Rear

Mainly laid to lawn. Garden Shed. Gated access to side of property.

Location

Newmarket, Suffolk, is a historic market town renowned for its horse racing heritage, being home to the famous Newmarket Racecourse. The town offers a blend of amenities, including shops, restaurants, and cafes, community theatre/cinema, as well as parks and recreational facilities. Key attractions include the National Horseracing Museum and various race-related events. In terms of distance to other cities, Newmarket is approximately 15 miles northeast of Cambridge, about 15 miles from Bury St Edmunds, and roughly 40 miles from Ipswich. Newmarket train station offers an hourly service in to Cambridge City in 25 minutes, with

onwards links in to London, making it accessible for commuters and visitors alike.

Property Details

EPC - TBC

Tenure - Freehold

Council Tax Band - B - West Suffolk

Property Type - End of Terrace

Property Construction – Standard

Number & Types of Room – Please refer to the floorplan

Parking – Driveway

Electric Supply - Mains

Water Supply – Mains

Sewerage - Mains

Heating sources - Gas

Broadband Connected - TBC

Broadband Type – Ultrafast available, 1000Mbps download, 100Mbps upload

Mobile Signal/Coverage – Ofcom

advise good on all networks

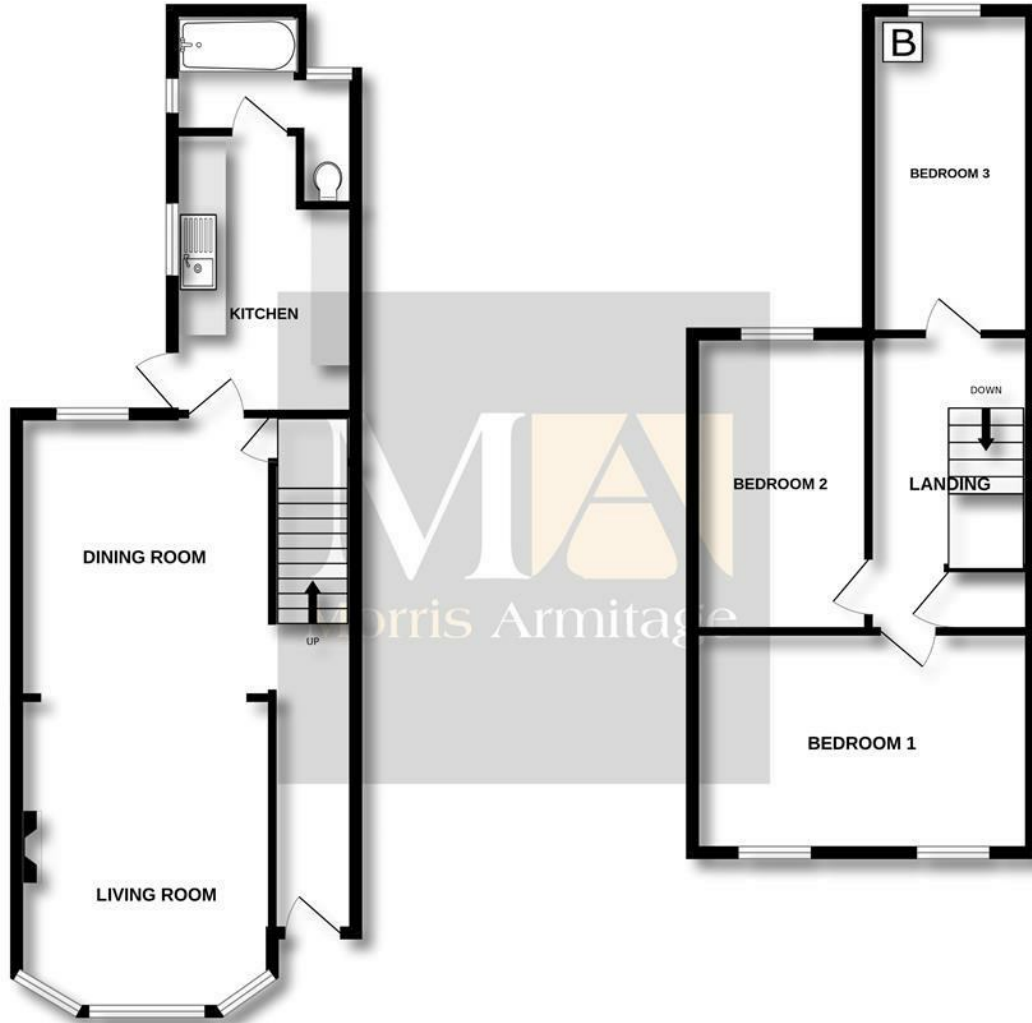
Rights of Way, Easements, Covenants

– None that the vendor is aware of



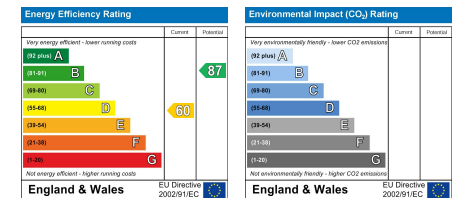
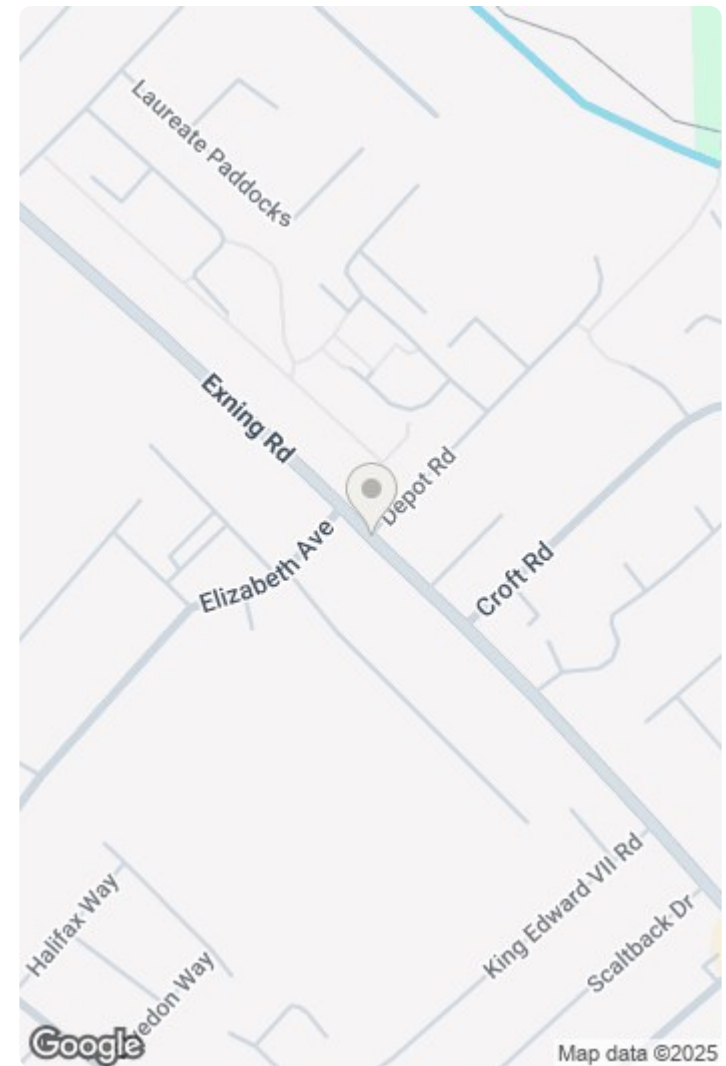
GROUND FLOOR
546 sq.ft. (50.8 sq.m.) approx.

1ST FLOOR
475 sq.ft. (44.1 sq.m.) approx.



TOTAL FLOOR AREA : 1022 sq.ft. (94.9 sq.m.) approx.

Whilst every attempt has been made to ensure the accuracy of the floorplan contained here, measurements of doors, windows, rooms and any other items are approximate and no responsibility is taken for any error, omission or mis-statement. This plan is for illustrative purposes only and should be used as such by any prospective purchaser. The services, systems and appliances shown have not been tested and no guarantee as to their operability or efficiency can be given.
Made with Metropix ©2025



This document and any marketing relating to the property has been prepared in good faith to give a fair overall view of the property and must not be relied upon as statements or representations of fact. It is suggested that undertake enquiries by inspections, survey or other investigation to ascertain the viability of any purchase. Any areas, measurements or distances referred to are given as a guide only and are not precise and no liability can be accepted for errors arising from them. Photographs are not necessarily comprehensive nor current; no assumption should be made that any contents shown are included in the sale. Morris Armitage have not tested any services or equipment and nothing in these particulars should be deemed to be a statement that they are in good working order nor that the property is in good structural condition.

