



**Chestnut Drive, Soham**  
**Ely, CB7 5FW**  
**£235,000**

**MA**  
Morris Armitage  
01638 560221  
[www.morrisarmitage.co.uk](http://www.morrisarmitage.co.uk)

## Chestnut Drive, Ely, CB7 5FW

A modern end of terrace home in this quiet cul de sac in the popular village of Soham.

Accommodation includes a living/dining room, kitchen, two bedrooms and a bathroom. Outside there is an enclosed rear garden. To the front there is a driveway providing off road parking that leads to a garage.

The property would make an ideal first time purchase and is available with no upward chain.

### Entrance Hallway

level WC, pedestal wash hand basin and panelled bath with shower over. Obscured window to side aspect.

### Kitchen

9'8" x 5'5"

Fitted with a range of matching eye and base level storage units with work surface over. Sink and drainer with mixer tap over. Tiled splashbacks. Integrated oven with 4 ring gas hob, extractor over. Space and plumbing for washing machine. Space for fridge freezer. Window to front aspect.

### Living Room

14'2" x 11'9"

With window and door to rear aspect.

### First Floor Landing

With doors to both bedrooms, bathroom and loft access.

### Bedroom 1

11'9" x 8'11"

With window to rear aspect.

### Bedroom 2

11'9" x 8'6"

With window to front aspect. Built in storage cupboard.

### Bathroom

6'4" x 5'5"

Three piece suite comprising, low

### Outside Front

Path to front door. Grassed areas. Paved parking leading to garage.

### Outside Rear

Mainly laid to lawn with patio area. Access to garage.

### Location

Soham is a small town located in Cambridgeshire, England, known for its community atmosphere and historical sites. It features various shops, including local bakeries, convenience stores, and independent retailers, alongside amenities like schools, parks, and healthcare facilities. Key distances include approximately 6 miles to Ely City centre, 8 miles to Newmarket town centre, 15 miles to Cambridge city centre and about 25 miles to Bury St Edmunds, making it well-positioned for access to urban conveniences while retaining its rural charm. The town is also well served by public transport, contributing to its connectivity with nearby areas.

### Property Information

EPC - C

Tenure - Freehold

Council Tax Band - B

Property Type - End-terrace

Property Construction - Standard

Number & Types of Room - Please refer to the floorplan

Square Meters - 72 SQM

Parking - Driveway

Electric Supply - Mains

Water Supply - Mains

Sewerage - Mains

Heating sources - Gas

Broadband Connected - TBC

Broadband Type - Ultrafast

available, 1800Mbps download,

220Mbps upload

Mobile Signal/Coverage - Ofcom

advise good on all networks

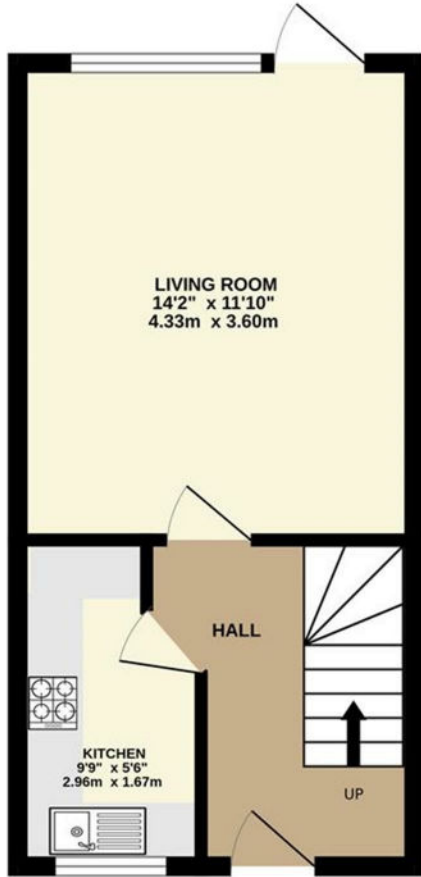
Rights of Way, Easements,

Covenants - None that the vendor is

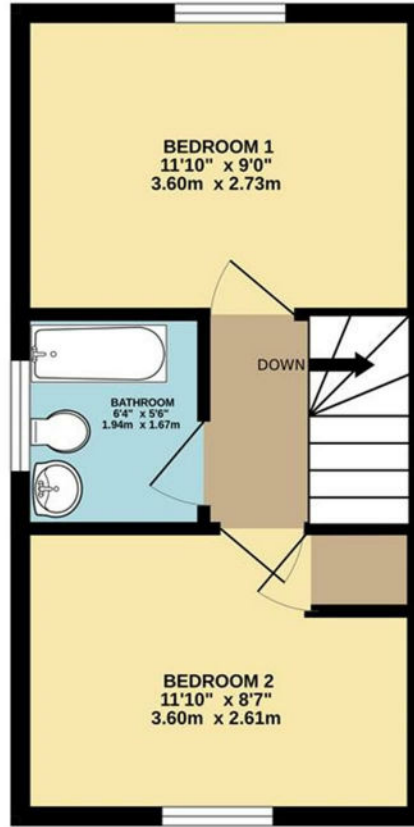
aware of



GROUND FLOOR  
282 sq.ft. (26.2 sq.m.) approx.

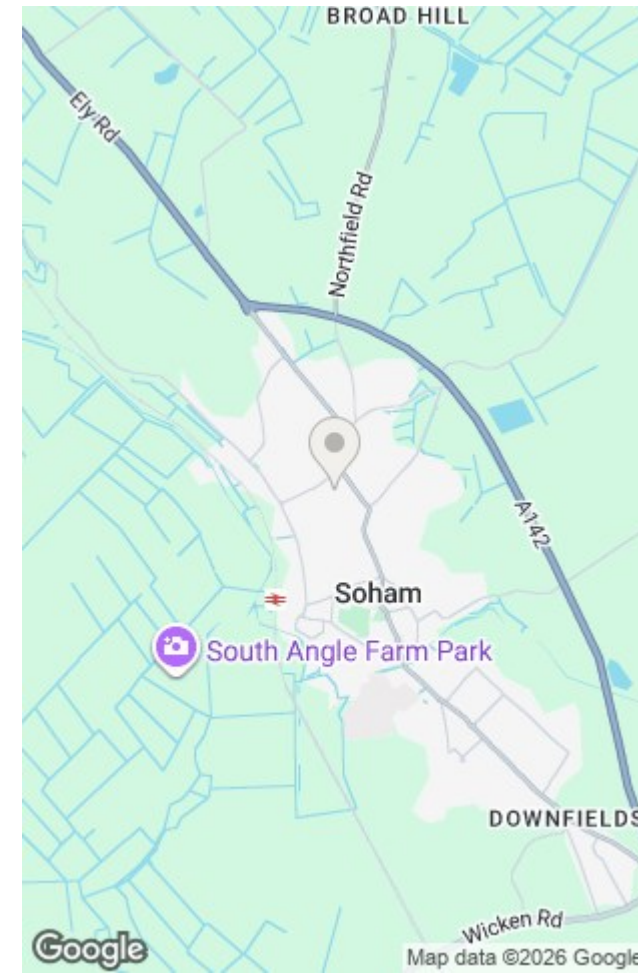


1ST FLOOR  
282 sq.ft. (26.2 sq.m.) approx.



TOTAL FLOOR AREA : 565 sq.ft. (52.5 sq.m.) approx.

Whilst every attempt has been made to ensure the accuracy of the floorplan contained here, measurements of doors, windows, rooms and any other items are approximate and no responsibility is taken for any error, omission or mis-statement. This plan is for illustrative purposes only and should be used as such by any prospective purchaser. The services, systems and appliances shown have not been tested and no guarantee as to their operability or efficiency can be given.  
Made with Metropix ©2026



Energy Efficiency Rating	
Current	Market
(95-100) A	
(81-94) B	
(69-80) C	
(55-68) D	
(39-54) E	
(21-38) F	
(1-20) G	
Avg energy demand: 156kWh/m²/yr	
England & Wales	

Environmental Impact (CO <sub>2</sub> ) Rating	
Current	Market
(95-100) A	
(81-94) B	
(69-80) C	
(55-68) D	
(39-54) E	
(21-38) F	
(1-20) G	
Avg environmental impact: 16.5kWh/m²/yr	
England & Wales	

This document and any marketing relating to the property has been prepared in good faith to give a fair overall view of the property and must not be relied upon as statements or representations of fact. It is suggested that undertake enquiries by inspections, survey or other investigation to ascertain the viability of any purchase. Any areas, measurements or distances referred to are given as a guide only and are not precise and no liability can be accepted for errors arising from them. Photographs are not necessarily comprehensive nor current; no assumption should be made that any contents shown are included in the sale. Morris Armitage have not tested any services or equipment and nothing in these particulars should be deemed to be a statement that they are in good working order nor that the property is in good structural condition.

