



Fordham Road, Newmarket CB8 7AQ

Asking Price £780,000

MA
Morris Armitage

01638 560221

www.morrisarmitage.co.uk

Fordham Road, Newmarket, CB8 7AQ

A rare opportunity to purchase an individually built detached home set on the edge of the town centre and set within magnificent mature grounds of around 0.4 of an acre.

Wayside is an impressive family home built in 1937 and offers an appealing mix of modern day conveniences whilst enjoying some immense charm and character throughout. The sizeable accommodation includes spacious entrance hall, living room, study, kitchen/breakfast room, dining room, utility, walk-in pantry, four bedrooms (ensuite to master), box/dressing room and a family bathroom. Gas fired central heating.

Externally the property offers gated approach, extensive driveway, garage, greenhouse/potting shed with certified electricity supply and fabulous maintained mature gardens providing a lovely addition to this family home.

Offering huge scope for extension or possible development, subject to usual consent – viewing is highly recommended.

Entrance Hall

Spacious, light entrance hall with attractive parquet flooring. Doors leading to kitchen/breakfast room, living room and dining room. Built-in storage cupboard. Stairs to first floor.

Kitchen/Breakfast Room

20'10" x 11'7"

Spacious, modern kitchen with range of eye and base level cupboards composite work top over. Inset sink and drainer with mixer tap over. Integrated eye level Neff double ovens. Inset gas ring hob with stainless steel extractor over. Integrated fridge and dishwasher. Kitchen island with composite work top and storage cupboards under. Slate effect vinyl flooring. Breakfast/dining area with carpeted flooring. Radiator. Dual aspect windows overlooking rear and side aspect. Opening leading to utility/pantry/cloakroom area. Doors to entrance hall and side garden.

Pantry

7'11" x 4'0"

Fitted with work top and storage shelving. Space and connections for under counter fridge and freezer.

Utility Room

7'11" x 4'0"

Range of eye and base level cupboards with worktop over. Inset sink with mixer tap over. Space and plumbing for washing machine. Door to inner hallway.

Dining Room

16'0" x 11'7"

Bright, spacious dining room with window overlooking rear aspect and French doors with windows either side opening to rear garden. Contemporary inset, wall mounted fire. Built-in alcove storage cupboards. Radiator. Door leading to entrance hall

Living Room

15'7" x 12'0"

Beautifully present living room with large window overlooking front aspect. Attractive gas coal-effect fire place with stone surround, mantel and stone hearth. Alcoves either side. Radiator. Door leading to entrance hall.

Study/Snug

14'5" x 8'0"

Generous room with dual aspect windows overlooking front and side aspects. Mahogany bookshelves. Radiator. Door leading to living room.

Cloakroom

Modern, white low level W.C. and hand basin. Attractively tiled walls. Window overlooking rear aspect.

Landing

Bright, spacious landing with dual aspect windows. Doors leading to all bedrooms and bathroom.

Bedroom 1

16'0" x 11'8"

Spacious double bedroom with dual windows overlooking front and side aspect. Doors leading to en suite and landing.

En Suite

Contemporary en suite with white suite comprising, low level W.C. with concealed cistern, wall mounted hand basin with mixer tap over and built-in vanity unit under, walk-in shower cubicle with wall mounted shower. Attractively tiled throughout wet areas.. Tiled flooring. Door leading to bedroom 1

Bedroom 2

12'7" x 12'0"

Spacious double bedroom with dual aspect windows overlooking rear garden and side. Built-in wardrobes. Radiator. Door leading to landing.

Bedroom 3

12'3" x 10'0"

Bright, spacious double bedroom with window overlooking rear aspect. Contemporary hand basin with mixer tap over. Radiator. Door leading to landing.

Bedroom 4

10'5" x 8'7"

Bright bedroom with window overlooking front aspect. Pedestal hand basin with mixer tap over. Radiator. Door leading to landing.

Box Room/Dressing Room

8'11" x 6'1"

Bright room with window overlooking front aspect. Built-in wardrobe. Door leading to landing.

Bathroom

Contemporary bathroom with white suite comprising wall mounted hand basin with mixer tap over and panelled bath with wall mounted shower over and glass screen. Fitted cabinet with power and lighting suitable

for shaver, etc. Attractively tiled throughout. Tiled flooring. Ladder style radiator. Door leading to landing.

Cloakroom

Low level W.C. Door to landing.

Outside - Front

Sweeping gravel drive, providing ample parking, leading to garage. Central area laid to lawn with mature shrub and tree planting. Attractive archway porch area with seating, leading to solid wood front door with panelled window. Large dual shed carport and small tool shed. Single garage with extensive electricity supply and windows on both sides, and door leading to rear garden. EV point conveniently situated.

Outside - Rear

Stunning garden mainly laid with a plethora of established planting. Circular patio seating area. Delightful Victorian style green house with certified electricity supply. Right of way from the rear of the garden to Snailwell Road, via an access gate.

PROPERTY INFORMATION

Maintenance fee - n/a

EPC - D

Tenure - Freehold

Council Tax Band - G (West Suffolk)

Property Type - Detached House

Property Construction – Standard

Number & Types of Room – Please refer to the floorplan

Square Meters - 195 SQM

Parking – Driveway & Garage

Electric Supply - Mains

Water Supply – Mains

Sewerage - Mains

Heating sources - Gas

Broadband Connected - tbc

Broadband Type – Ultrafast Fibre available, 1000Mbps

download, 220Mbps upload

Mobile Signal/Coverage – Ofcom advise likely on all networks

Rights of Way, Easements, Covenants – None that the vendor is aware of



Approximate Gross Internal Area 1972 sq ft - 183 sq m

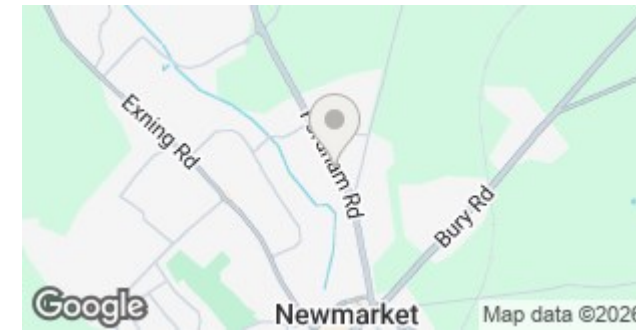
Ground Floor Area 973 sq ft – 90 sq m

First Floor Area 851sq ft –79 sq m


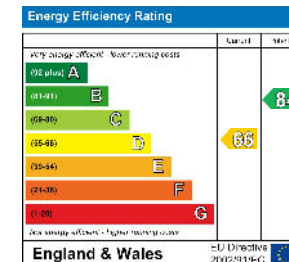
Garage Area 148 sq ft – 14 sq m



- Individual Detached house
- Spacious, well presented accommodation throughout
- Kitchen/breakfast room
- 4 Bedrooms (en suite to Master)
- Beautiful gardens
- Driveway & garage
- 195 SQM
- Viewing highly recommended



Floor plan produced in accordance with RICS Property Measurement 2nd Edition. Although Pink Plan Ltd ensures the highest level of accuracy, measurements of doors, windows and rooms are approximate and no responsibility is taken for error, omission or misstatement. These plans are for representation purposes only and no guarantee is given on the total square footage of the property within this plan. The figure icon is for initial guidance only and should not be relied on as a basis of valuation.



This document and any marketing relating to the property has been prepared in good faith to give a fair overall view of the property and must not be relied upon as statements or representations of fact. It is suggested that undertake enquiries by inspections, survey or other investigation to ascertain the viability of any purchase. Any areas, measurements or distances referred to are given as a guide only and are not precise and no liability can be accepted for errors arising therefrom. Photographs are not necessarily comprehensive nor current; no assumption should be made that any contents shown are included in the sale. Morris Armitage have not tested any services or equipment and nothing in these particulars should be deemed to be a statement that they are in good working order nor that the property is in good structural condition.



